

User Manual

Manual del usuario

BAUHN[®]
EFFORTLESS TECHNOLOGY

ULTRA-THIN WIRELESS CHARGING PAD

SPANISH TEXT

English.....Page 3
En español...Página 10



Contents

Safety.....	4
Technical Specifications.....	5
Product Overview.....	5
How to use.....	6
Disposal.....	7
Maintenance and Storage.....	7
Warranty Terms.....	8
Warranty Card.....	20

FCC Information

This device complies with part 15 of the FCC Rules. Operation is subject to the following two conditions: (1) This device may not cause harmful interference, and (2) this device must accept any interference received, including interference that may cause undesired operation.

WARNING: Changes or modifications to this unit not expressly approved by the party responsible for compliance could void the user's authority to operate the equipment.

Note: This equipment has been tested and found to comply with the limits for a Class B digital device, pursuant to part 15 of the FCC Rules. These limits are designed to provide reasonable protection against harmful interference in a residential installation. This equipment generates uses and can radiate radio frequency energy and, if not installed and used in accordance with the instructions, may cause harmful interference to radio communications. However, there is no guarantee that interference will not occur in a particular installation. If this equipment does cause harmful interference to radio or television reception, which can be determined by turning the equipment off and on, the user is encouraged to try to correct the interference by one or more of the following measures:

1. Reorient or relocate the receiving antenna.
2. Increase the separation between the equipment and receiver.
3. Connect the equipment into an outlet on a circuit different from that to which the receiver is connected.
4. Consult the dealer or an experienced radio/TV technician for help.

FCC Radiation Exposure Statement:

This equipment complies with FCC radiation exposure limits set forth for an uncontrolled environment. This equipment should be installed and operated with a minimum distance of 20cm between the radiator and your body. This transmitter must not be co-located or operated in conjunction with any other antenna or transmitter.

Warning

- Do not disassemble or throw into fire or water, to avoid damage.
- Do not use Ultra-Thin Wireless Charging Pad in severely hot, humid or corrosive environments, to avoid circuit damage and leakage.
- Do not place too close to magnetic strips or chip cards (ID card, credit cards, etc.) to avoid magnetic failure.
- Please keep a distance of at least 30cm between implantable medical devices (pacemakers, implantable cochlear, etc.) and the Ultra-Thin Wireless Charging Pad, to avoid potential interference with the medical device.
- Ensure children do not play with the Ultra-Thin Wireless Charging Pad. This is not a toy.
- Do not use damaged power cords, plugs or loose electrical sockets.
- Only use original cable and reputable third party cables.
- Do not clean the Ultra-Thin Wireless Charging Pad with harmful chemicals or detergents.
- Misuse, dropping or excessive force may cause damage to the charging pad.
- Do not touch the device, power cords, plugs, or the electric socket with wet hands or other wet body parts.

AFTER SALES SUPPORT

- 1 x Ultra-Thin Wireless Charging Pad
- 1 x USB Type C to A Charging cable
- 1 x Wall Plug Adaptor
- 1 x User Manual

Technical Specifications

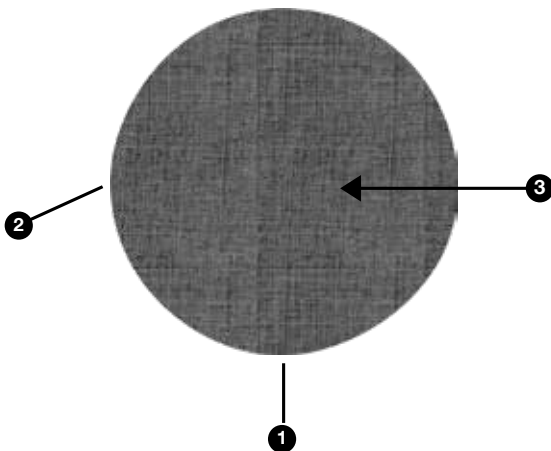
Input:	5V/2A; 9V/1.67A; 12V/1.67A
Wireless output:	5V/1A; 9V/1.12A; 9V/1.67A
Charging efficiency:	≥65%
Transmission distance:	≤ 0.24 inch

Wall plug adaptor

Model:	HNFCQC3024UU
Input:	100-240V~ 50/60Hz 0.8A
Output:	5V \equiv 3A / 9V \equiv 2A / 12V \equiv 2A

Product Overview

1. USB Type C input port
2. LED indicator
3. Wireless charging area



AFTER SALES SUPPORT

Charging your device

1. Make sure there are no objects on the Ultra-Thin Wireless Charging Pad.
2. Plug your Ultra-Thin Wireless Charging Pad into a USB charging adaptor using the included USB Type C - A cable.
3. Connect the USB plug into a PC or wall plug adaptor. The red indicator light will turn on, when the charger is ready to start charging .
4. The Ultra-Thin Wireless Charging Pad is ready for your mobile device.
5. Place your device directly on top of the charging pad ensuring the screen is face up.
6. When your mobile device is fully charged the indicator light on the Ultra-Thin Wireless Charging Pad will turn blue then turn off.

NOTE:

- *Due to the operating distance of wireless charging, you may need to remove your device's case or cover before charging.*
- *The charger and/or your mobile device may heat up during operation, especially if your device is in use.*

Troubleshooting

If your Ultra-Thin Wireless Charging Pad isn't charging your device or if the LED indicator light is flashing red and blue:

1. Remove any device or cords from the Ultra-Thin Wireless Charging Pad and wait for the Ultra-Thin Wireless Charging Pad to cool down before attempting to use again.
2. Check that your device is Qi certified and can be used with an Ultra-Thin Wireless Charging Pad.
3. Try an alternative power adaptor.

At the end of its working life, do not throw this product out with your household rubbish. Electrical and electronic products contain substances that can have a detrimental effect on the environment and human health if disposed of inappropriately. Observe any local regulations regarding the disposal of electrical consumer goods and dispose of it appropriately for recycling. Contact your local authorities for advice on recycling facilities in your area.

Maintenance and Storage

This charger does not require scheduled cleaning. Should cleaning be necessary, simply wipe the outside surface with a dry soft cloth.

Dear Customer:

The ALDI warranty is a full warranty offering you the following benefits:

Warranty period: **1 year** from date of purchase.
6 months for movable parts and consumables under normal and proper conditions of use (e.g. rechargeable batteries).

Costs: Free repair/exchange or refund.
No transport costs.

ADVICE: Please contact our service hotline by phone, e-mail or fax before sending in the device. This allows us to provide support in the event of possible operator errors.

In order to make a claim under the warranty, please send us:

The faulty item with all component parts, the original receipt and the warranty card properly completed.

The warranty does not cover damage caused by:

Accident or unanticipated events (e.g. lightning, water, fire).
Improper use or transport.
Failure to follow the safety and maintenance instructions.
Other **improper treatment or modification of the product.**

After the expiration of the warranty period, you may wish to have your product repaired at your own expense. You will be notified of the repair costs in advance.



This warranty gives you specific legal rights, and you may also have other rights which vary from state to state but this warranty is not intended to exceed statutory minimum requirements beyond what is included above.

This warranty does not limit the statutory obligation of the seller arising from any implied warranties. The period of warranty can only be extended in accordance with applicable law.

Neither the service company nor ALDI will assume any liability for data or settings stored on any returned product.

AFTER SALES SUPPORT

AFTER SALES SUPPORT

  800-372-5715

 customercare@balcolifestyle.com

Contenido

Seguridad.....	14
Descripción general del producto.....	16
Especificaciones técnicas.....	16
Características.....	16
Lista de piezas.....	16
Funcionamiento.....	17
Solución de problemas.....	19
Mantenimiento y eliminación.....	20
Términos de la garantía.....	21
Tarjeta de garantía.....	22



WARRANTY CARD

TARJETA DE GARANTÍA

ULTRA THIN WIRELESS CHARGER

SPANISH TEXT

Your details / Sus datos:

Name / Nombre _____

Address / Dirección _____



_____ E mail / Correo electrónico _____

Date of purchase / Fecha de compra* _____

*We recommend you keep the receipt with this warranty card /
Le recomendamos que guarde el recibo con esta tarjeta de garantía

Location of purchase / Lugar de la compra _____

Description of malfunction / Descripción de la avería:



Return your completed warranty card together with the faulty product to: /
Devuelva su tarjeta de garantía completada junto con el producto defectuoso a:

Balco Brands
7901 Baymeadows Way Suite #14
Jacksonville FL 32256

Balco Lifestyle Help Desk 800 327 5715
Operating Hours: Mon - Fri 09:00 to 18:00 CT
email: customer care@balcolifestyle.com
www.balcolifestyle.com

AFTER SALES SUPPORT • SERVICIO POSVENTA



800-372-5715



customer care@balcolifestyle.com

MODEL: HE190027 PRODUCT CODE: 701271 07/2020

1

YEAR WARRANTY
AÑOS DE GARANTÍA

USA

DISTRIBUTED BY • DISTRIBUIDO POR:

ALDI INC., BATAVIA, IL 60510

www.aldi.us

**AFTER SALES SUPPORT
SERVICIO POSVENTA**



USA

800-372-5715



[customercare@
balcolifestyle.com](mailto:customercare@balcolifestyle.com)

MODEL / NO DEL MODELO
HE190027

PLU 701271 07/2020

1

**YEAR WARRANTY
AÑOS DE GARANTÍA**