

# Children's Bluetooth® Headphones



## Setup Guide



HE200014  
08/20

## SAFETY WARNINGS

### Hearing Safety

Headphones can deliver sounds at loud volumes and high-pitched tones. Exposure to such sounds can result in permanent hearing loss or damage. The volume level may vary based on conditions such as the phone you are using, its reception and volume settings and the environment. Please read the safety guidelines below prior to using these headphones.

#### 1. Prior to using this product follow these steps:

- Before putting on the headphones, turn the volume control to its lowest level
- Put the headphones on
- Slowly adjust the volume control to a comfortable level

#### 2. During the use of this product:

- Keep the volume at the lowest level possible and avoid using the headphones in noisy environments where you may be inclined to turn up the volume
- If increased volume is necessary, adjust the volume control slowly
- If you experience discomfort or ringing in your ears, immediately discontinue using the headphones and consult a physician

With continued use at high volume, your ears may become accustomed to the sound level, which may result in permanent damage to your hearing without any noticeable discomfort.

### CAUTION

Using the headphones while operating a motor vehicle, motorcycle, watercraft or bicycle may be dangerous, and is illegal in some jurisdictions. Check your local laws. Use caution while using your headphones when you are engaging in any activity that requires your full attention. While engaging in any such activity, removing the headphones from your ear area or turning off your headphones will keep you from being distracted, to avoid accident or injury.

- If you have a pacemaker or other electrical medical devices, you should consult your physician before using the product
- This package contains small parts that may be hazardous to children. Always store the product out of reach of children. The bags themselves or the many small parts they contain may cause choking if ingested
- Never try to dismantle the product yourself, or push objects of any kind into the product, as this may cause short circuits which could result in a fire or electric shock
- None of the components can be replaced or repaired by users. Only authorised dealers or service centres may open the product. If any parts of your product require replacement for any reason, including normal wear and tear or breakage, contact your dealer
- Avoid exposing your product to rain, moisture, or other liquids
- If the product overheats, has been dropped or damaged or has been dropped in a liquid, discontinue use
- Dispose of the product according to local standards and regulations
- When you disconnect the power cord or any enhancement, grasp and pull the plug, not the cord. Never use a charger that is damaged
- Danger of explosion if battery is incorrectly replaced. Replace only with the same or equivalent type
- Battery shall not be exposed to excessive heat such as sunshine, fire or the like
- The use of apparatus in moderate climates

### WARNING

- This product contains magnetic material. Contact your physician if you have questions on whether this might affect the operation of your implantable medical device

## IN THE BOX

- Children's Bluetooth Headphones
- Micro USB Charging Cable
- Setup Guide\*
- Warranty Card\*

\*Not pictured

1



2



## CHARGING THE BATTERY

Before first use, it is recommended you charge your headphones for a minimum of 1 hour

- Insert the small end of the included Micro USB cable into the Micro USB connector on the headphone's right ear pad
- Connect the other end of the charging cable to a USB port on your PC, laptop or other charging device
- The LED light will show a solid red colour to indicate charging is active
- The light will turn blue when fully charged

### NOTE:

- Charge only with 5V DC 200mA input
- Use only the original Micro USB charging cable to avoid any damage

# USING THE BLUETOOTH HEADPHONES

1. To turn on the Bluetooth Headphones, turn the power on button located on the right earcup
2. The LED indicator light on the earcup will begin to flash red and blue which means it is ready to pair
3. On your bluetooth enabled device, connect to headphones “HE200014”
4. When the headphones are successfully paired with your device, you will hear a prompt which means the headphones have paired successfully

**NOTE:** On first use the headphones should automatically enter pairing mode



# BATTERY CARE

- Make sure that your headphones are switched OFF after use
- Do not leave a fully charged battery connected to a charger, since overcharging may shorten its lifetime
- Before storing the headphones for long periods of time, be sure to fully charge the battery
- When the battery is low and flashing red you must charge the headphones
- If the battery is completely discharged, the headphones cannot be turned on immediately when the charger is connected. Allow a depleted battery to charge for a few minutes before turning on the headphones
- Always try to keep the battery between 15°C and 30°C. A product with a hot or cold battery may not work temporarily, even when the battery is fully charged

# TECH SPECS

Driver Unit:	40mm
Impedance:	32Ω
Frequency Range:	20Hz-20KHz
Bluetooth Version:	5.1
Transmission Range:	Up to 10 metres
Playback time:	Up to 4 hours
Battery:	200mAh Lithium Battery
Power Input:	DC 5V 1A
Sensitivity:	Limited to 85dB
Rated power:	200mW
Max Power:	250mW
Maximum Radio-Frequency Power:	Less than 20mW
Frequency Band:	2402-2480 MHz


# AFTER SALES SUPPORT

If you experience any issues with this product or its performance is not what you had expected, please contact us at Balco Brands


It is likely that we can resolve any problems for you via phone or email

We can be reached on:


Phone: 44 800 496 9698  
Email: [customer@balcolifestyle.com](mailto:customer@balcolifestyle.com)  
Web: [www.balcolifestyle.com/uk](http://www.balcolifestyle.com/uk)



This product complies with EU WEEE Directive (2012/19/EU). This product bears a classification symbol for waste electrical and electronic equipment (WEEE). This marking indicates that this product should not be disposed with other household wastes throughout the EU. To prevent possible harm to the environment or human health from uncontrolled waste disposal, recycle it responsibly to promote the sustainable reuse of material resources. To return your used device, please use the return and collection systems or contact the retailer where the product was purchased. They can take this product for environmental safe recycling.



Packaging materials of the product are manufactured from recyclable materials in accordance with our National Environment Regulations. Do not dispose of the packaging materials together with the domestic or other wastes. Take them to the packaging material collection points designated by the local authorities.



Hereby, Balco Brands declares that the radio equipment Bluetooth Headphones is in compliance with Directive 2014/53/EU. The full text of the EU declaration of conformity is available at the following internet address: <https://balcolifestyle.com/download/HE200014-ECDOC.PDF>